



12 May 2021

Briefing Note: Covid Infection Rates and Vaccination

This briefing provides some detail around the current Covid infection rates in Argyll and Bute and also gives some information on the uptake of Covid vaccinations.

Summary

Information is collated by Public Health Scotland on a daily basis in relation to the current rates of Covid infections. This information is freely available on the PHS website [Overview of the daily COVID-19 data dashboard - COVID-19 daily cases in Scotland dashboard - COVID-19 data and intelligence - COVID-19 - Our areas of work - Public Health Scotland](#)

Vaccination information is also collated and published on a daily basis on the Public Health Scotland website.

Infection rates in Argyll and Bute have remained low over the last few months.

Vaccination is progressing well with almost 70% of the adult population having received their first dose.

Covid Infection Rates.

Numbers of infections across Argyll and Bute have remained at consistently low levels over the last number of weeks, as can be seen in the table below.

Cases for Argyll and Bute: Covers period to 18 April, 2021 (comparison with 11 April, 2021)

	Argyll and Bute		Scotland	
	18 Apr	11 Apr	18 Apr	11 Apr
New daily positives reported over 7 day period	3	6	1,421	1,747
Positive cases logged in past 24 hours	1	1	232	199
7 days rate per 100,000 population	3.5	7.0	26.0	32.0

NOTES:

1)These numbers will be subject to revision. The figures for the most recent few days will increase as more cases are logged.

2)'Positive cases logged in past 24 hours' includes cases added retrospectively to previous 'daily positives'. This is the headline figure that is reported in the media.

No new deaths have been reported since 20 February. The total number of deaths reported in Argyll and Bute within 28 days of a positive COVID diagnosis is currently 71.

Some additional graphical information is provided at Figures 1 – 3, which detail:-

Figure 1: Last 7 days with comparison with the Scottish figures

Figure 2: 7 day rates with comparison with neighbouring Local Authorities

Figure 3: Trends of number of positive cases.

Vaccination Information

Daily figures for vaccinations across Scotland as at 20 April are shown below:

COVID-19 vaccination in Scotland Daily update



Last updated: 20 April 2021

COVID-19 Vaccination Open Data: [OPEN DATA](#)

This page shows the latest available figures on COVID-19 vaccinations. More information about the vaccination programme can be found at: <https://publichealthscotland.scot/our-areas-of-work/covid-19/covid-19-vaccinations/>

Scotland	Newly reported	Total	% coverage (16+ years)
First dose	2,358	2,750,052	60.5
Second dose	40,152	797,267	17.6

The "newly reported" figure is the new number of reported vaccinations since the dashboard was last updated. These figures may include some new historic data due to delays in the data being received.

Figure 4 provides detail on vaccination figures for Argyll and Bute. At 20th April 2021 68.9% of the adult population have been given their first dose, with 25.3% having received their second dose of the vaccine.

For those over 60 almost 100% of this age group have received their first dose.

For further information, please contact:

Shona Barton, Committee Manager, Argyll and Bute Council (01436) 657605

Shona.barton@argyll-bute.gov.uk

Figure 1:

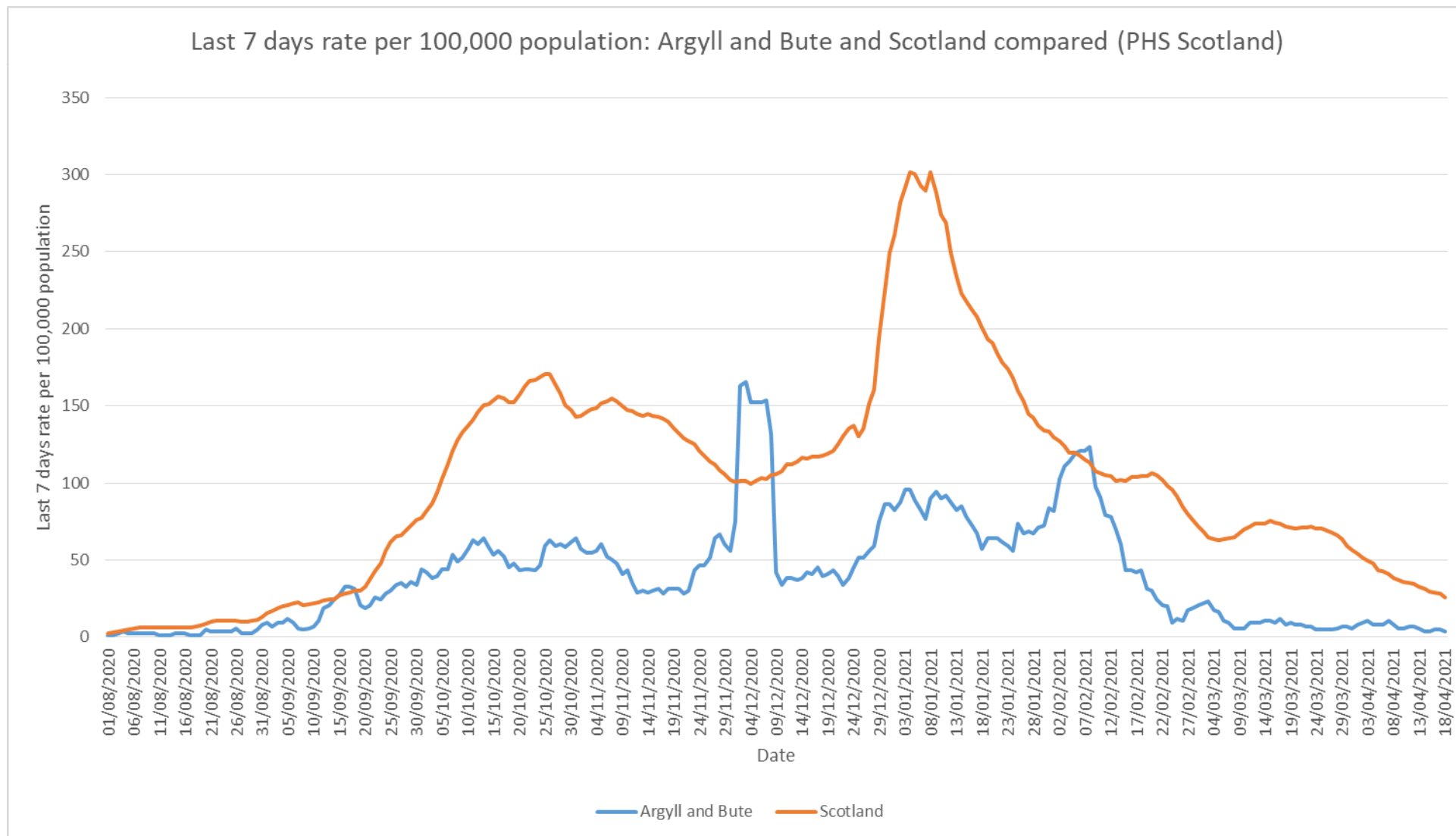


Figure 2:

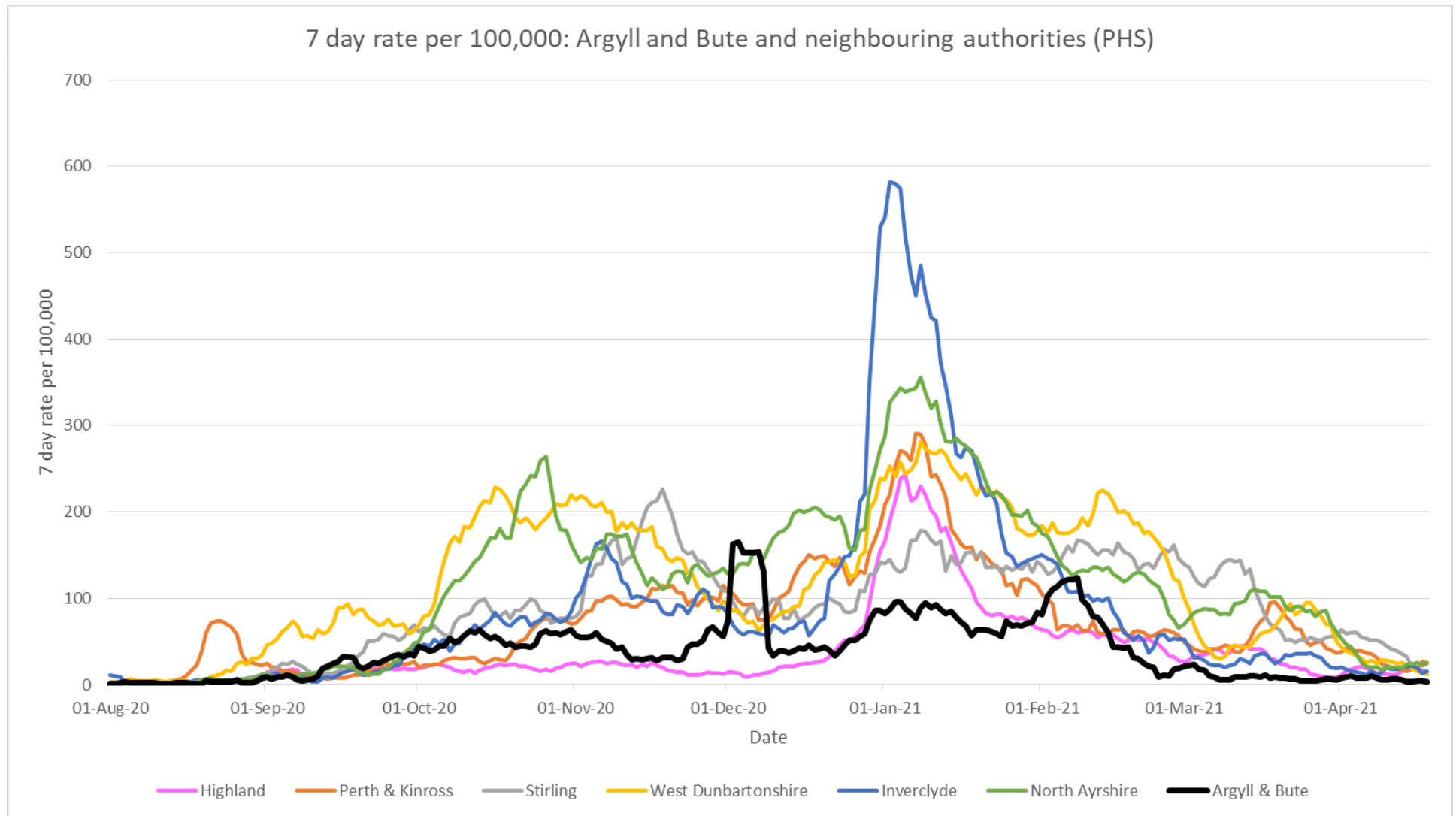


Figure 3:

The figures for the most recent few days will increase as more cases are logged.

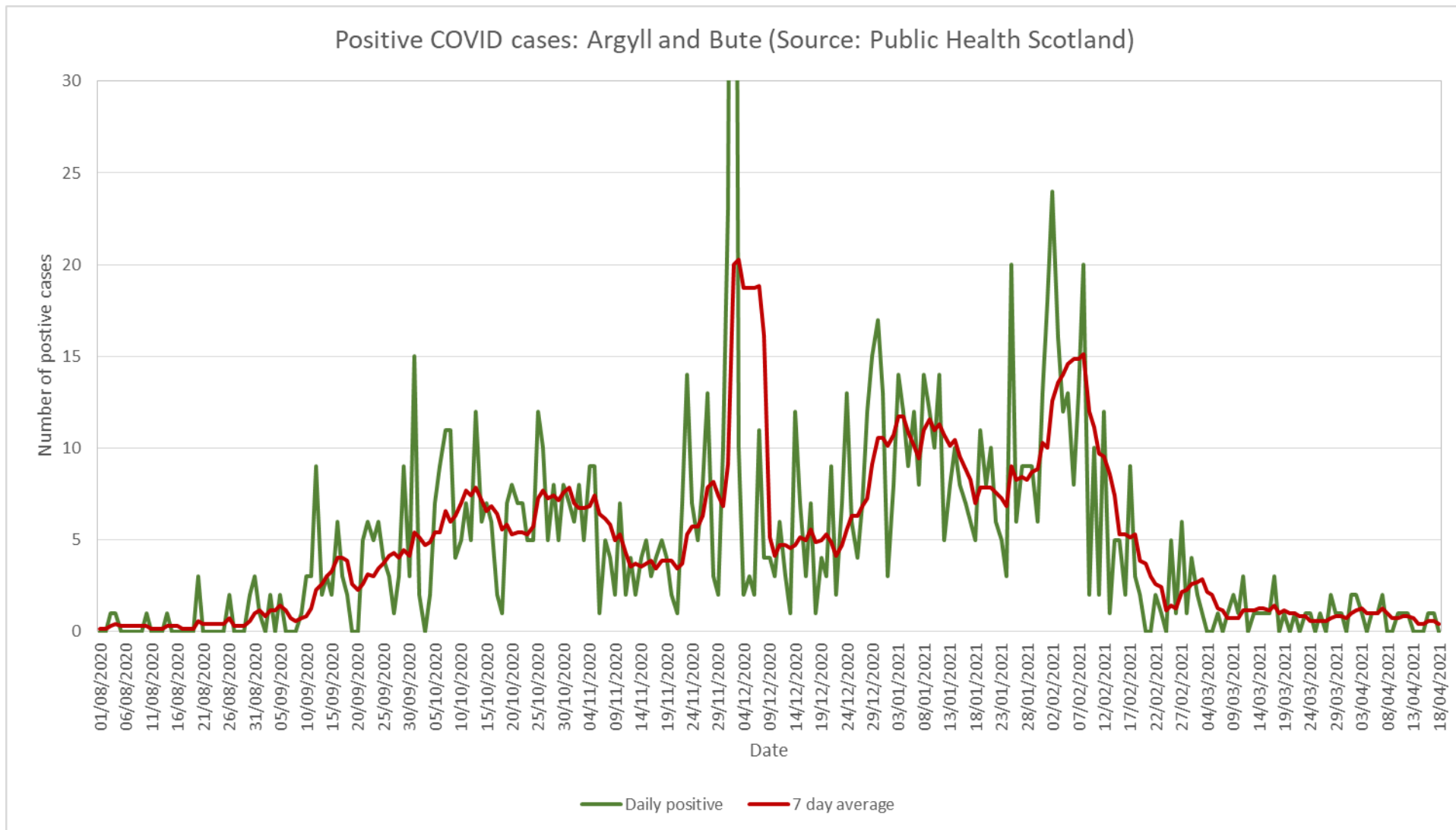


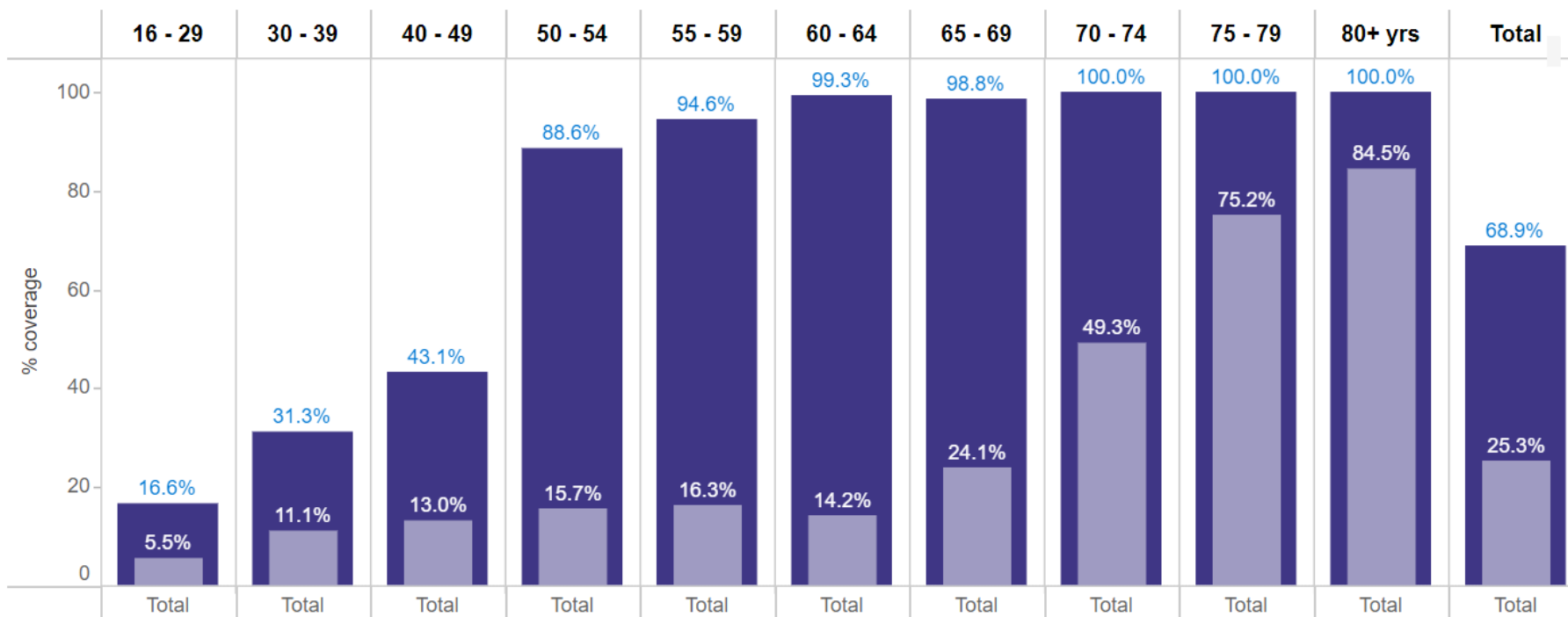
Figure 4

Vaccination Uptake by age group.

Select NHS Board / Local Authority

Argyll and Bute

Total % coverage by age group in Argyll and Bute



Age group breakdowns use the age of the individual as at 31 March 2021.